

## Community Gardens Etiquette

### Hoses:

If you choose to leave your personally owned garden hose and watering wands hooked up to spigots, you are doing so at your own risk. In addition, other gardeners need access to water, so if you leave your hose hooked up, they are allowed to use it.



Remember to drain, coil, and rinse the hoses before returning them to the shed.

Drain completely. Easy to do by sliding the hose over the high hook by the shed






Coil properly. Untangle knots.



Rinse the hose before storing in the shed



<p>Untangle hoses before putting them away. Do not leave them like this.</p>	<p>This hose had been properly repaired. Now the end has been removed. Report damage immediately when something breaks.</p>	
		
<p><b>Tools:</b></p> <p>Please report any damage as soon as possible. Whether something breaks while you use it or you find a broken tool in the shed, let us know by email us at <a href="mailto:Pinestreetcommunitygardens@gmail.com">Pinestreetcommunitygardens@gmail.com</a> Please don't just throw it back in the shed.</p>		
	<p>A battery is stuck in one of the weed whackers. It appears to have been forced in. Please be gentle with the tools. If it needs force, you are probably doing it wrong.</p>	<p>Please clean any cutting tool with a rag and alcohol gel before storing back in the shed.</p>
<p>This damage should have been reported</p>		